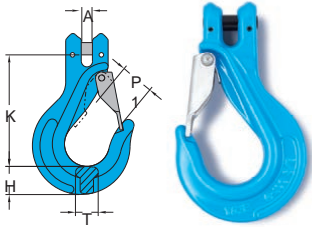


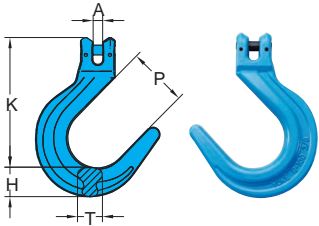
G-100 Clevis Sling Hook c/w Latch



★ Design factor 4:1 proof tested and certified.

Size	Working Load Limit tonnes*	For Grade 100 Chain mm	Dimensions (mm)					N.W. kg
			A	H	K	P1	T	
7/32"	1.4	6	6	23	97	23	15	0.3
9/32"-5/16"	2.5	7, 8	9	22	98	27	18	0.6
3/8"	4.0	10	11	30	122	34	24	1.1
1/2"	6.7	13	14	37	147	44	30	2.3
5/8"	10.0	16	17	42	166	48	39	3.8
3/4"	16.0	20	24	64	207	57	48	8.7
7/8"	19.0	22	25	61	217	73	52	9.5

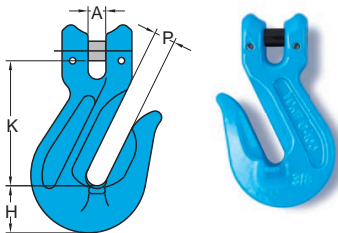
Grade 100 Clevis Foundry Hook



★ Design factor 4:1 proof tested and certified.

Size	Working Load Limit tonnes*	For Grade 100 Chain mm	Dimensions (mm)					N.W. kg
			A	H	K	P	T	
9/32"-5/16"	2.5	7, 8	9	27	133	62	19	0.95
3/8"	4.0	10	11	32	163	74	23	1.8
1/2"	6.7	13	14	39	200	88	32	3.6
5/8"	10.0	16	18	47	239	98	41	6.4
3/4"	16.0	20	21	62	305	113	46	11.2

G-100 Clevis Grab Hook



★ Design factor 4:1 proof tested and certified.

Size	Working Load Limit tonnes*	For Grade 100 Chain mm	Dimensions (mm)						N.W. kg
			A	F	H	K	L	P	
7/32"	1.4	6	7	25	18	47	79	8	0.2
9/32"-5/16"	2.5	7, 8	10	30	22	54	93	10	0.4
3/8"	4.0	10	11	41	29	77	128	13	0.8
1/2"	6.7	13	15	52	38	99	165	17	1.6
5/8"	10.0	16	18	57	45	114	195	21	2.7
3/4"	16.0	20	22	73	52	130	222	23	4.8
7/8"	19.0	22	24	70	56	139	247	26	6.4

- Not for use with Omega Link.
- No reduction of working load limit, due to supporting wings which prevent chain link deformation.



Industrial Rigging & Supply