

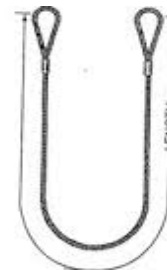
Single Leg Flemish Eye Wire Rope Sling (5:1 Design Factor)

-All work load limits provided are maximum in-line tension allowed.

-Choker hitch WLL is valid at an angle of 120 to 180 degrees.

-Basket hitch is valid with D/d ratio of minimum of 25 to 1 and legs parallel.

-Never bend wire rope sling around an object equal to or smaller than the wire rope.



DIA INCHES	VERTICAL POUNDS	CHOKER POUNDS	BASKET POUNDS
1/4	1,300	960	2,600
3/8	2,800	2,200	5,600
1/2	5,000	3,800	10,000
5/8	7,800	5,800	15,600
3/4	11,200	8,200	22,400
7/8	15,200	11,200	30,400
1	19,600	14,400	39,200
1-1/4	30,000	22,000	60,000
1-1/2	42,000	31,500	84,000


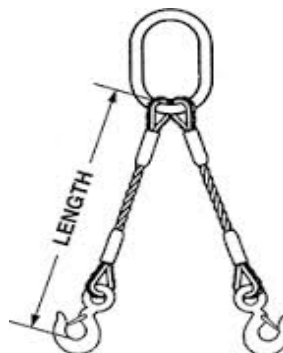
Two Leg Flemish Eye Wire Rope Sling (5:1 Design Factor)

-All work load limits provided are maximum in-line tension allowed at specified angle.

-Angles refer to the Horizontal Angle.

-Always ensure hooks are facing outwards as shown in diagram and that latches are present and function properly.

-ALWAYS INSPECT ALL LIFTING GEAR BEFORE EVERY LIFT - ANY AND ALL CONCERNS SHOULD BE ADDRESSED BEFORE USE.



DIA INCHES	60° POUNDS	45° POUNDS	30° POUNDS
1/4	2,200	1,800	1,300
3/8	5,000	4,000	2,800
1/2	8,800	7,200	5,000
5/8	13,600	11,000	7,800
3/4	19,400	15,800	11,200
7/8	26,000	22,000	15,200
1	34,000	28,000	19,600
1-1/4	52,000	42,000	30,000
1-1/2	72,750	59,400	42,000



Industrial Rigging & Supply