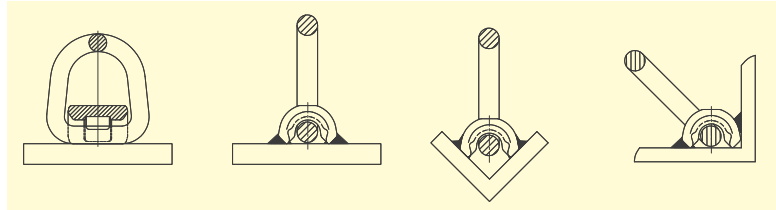


Economic Type

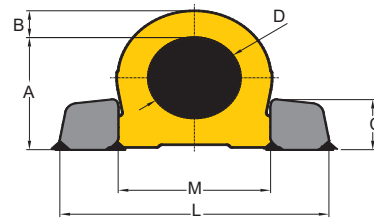
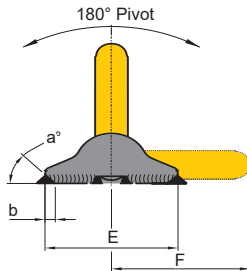



Item No.	Working Load Limit tonnes*	Dimensions (mm)							N.W. kg
		D	F	H	K	L	R	W	
8-0573-01	1.0	14	26	56	37	105	24	48	0.5
8-0573-03	3.0	17	31	63	48	112	29	54	0.9
8-0573-05	5.0	22	37	66	56	154	33	56	1.3
8-0573-08	8.0	26	47	88	68	169	34	55	2.4
8-0573-10	10.0	20	47	88	68	191	41	70	2.8
8-0573-20	20.0**	25	70	123	93	234	50	91	6.5
8-0573-30	30.0**	35	98	145	130	328	70	127	17.2

★ Design factor 5:1

** Design factor 4:1

Yoke Weld-On Ring



Economic Type

Item No.	Working Load Limit tonnes*	Dimensions (mm)										N.W. kg
		A	B	C	D	E	F	L	M	a°	b	
8-082-04	4	66	14	30	48	65	70	135	76	45	5	0.6
8-082-06	6.7	85	20	39	60	89	91	171	98	45	5	1.5
8-082-10	10	95	21	46	65	100	100	196	106	45	7	2.4
8-082-16	16	127	30	57	90	130	136	263	149	45	8	5.5
8-082-30	31.5	178	42	78	130	160	195	375	213	45	15	15.8

★ Design Factor 4:1