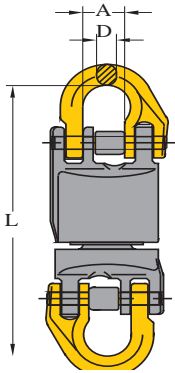


Insulated Swivels c/w 2 Half Links

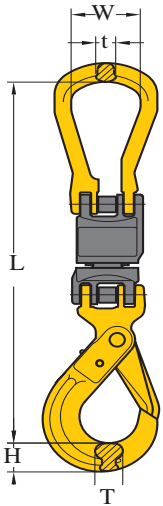


Item No.	Working Load Limit tonnes*	For Grade 80 Chain mm	Dimensions (mm)			N.W. kg
			A	D	L	
8-123-07	2.0	7, 8	18	9	131	0.7
8-123-10	3.15	10	25	11	162	1.5
8-123-13	5.3	13	30	16	214	3.2
8-123-16	8.0	16	36	19	243	5.4
8-123-20	12.5	18, 20	42	22	285	9.0

1000 Volts Resistance

★ Design factor 4:1 proof tested and certified Tested acc. to EN 1677

Insulated Swivels c/w Open Master Link & Coupling Self Locking Hook

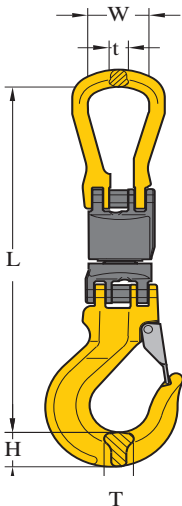


Item No.	Working Load Limit tonnes*	For Grade 80 Chain mm	Dimensions (mm)					N.W. kg
			H	L	T	W	t	
8-124-07	2.0	7, 8	24	310	20	50	15	1.8
8-124-10	3.15	10	30	374	26	65	19	3.3
8-124-13	5.3	13	39	471	30	72	23	6.7
8-124-16	8.0	16	49	560	36	80	25	12.0
8-124-20	12.5	18, 20	62	624	48	104	31	18.0

1000 Volts Resistance

★ Design factor 4:1 proof tested and certified Tested acc. to EN 1677

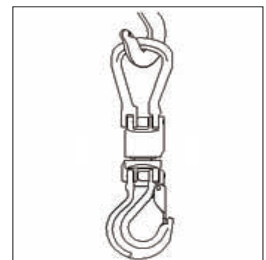
Insulated Swivels c/w Open Master Link & Sling Hook



Item No.	Working Load Limit tonnes*	For Grade 80 Chain mm	Dimensions (mm)					N.W. kg
			H	L	T	W	t	
8-125-07	2.0	7, 8	23	267	19	50	15	1.3
8-125-10	3.15	10	31	335	23	65	19	3.0
8-125-13	5.3	13	36	410	28	72	23	5.5
8-125-16	8.0	16	45	484	32	80	25	9.5
8-125-20	12.5	18, 20	48	558	43	104	31	14.7

1000 Volts Resistance

★ Design factor 4:1 proof tested and certified Tested acc. to EN 1677



Industrial Rigging & Supply